




LOLA[®] HORIZONTAL

INOX DECOR X03 | INOX DECOR X04

artwork **Mariano Moroni**



3D
TRADEMARK

10 YEARS WARRANTY

MATERIAL:

Vertical collectors in polished stainless steel/satin with \varnothing of 38 mm.
Curved heating elements in polished stainless steel/satin decor 30x10 mm.

FIXING KIT:

Brackets, airvent, hexagonal tool, plugs and screws suitable for use on compact or hollow brick, installation notice.
The fixing kit is compliant with VDI 6036 norm, class 4.

PACKAGING:

The radiator is protected by a recyclable film in polyethylene and with a carton box. Use and maintenance notice included.

FEATURES:

It is totally made in stainless steel with an unalterable finishing guaranteed during the years.
Thermal outputs certified in accredited laboratories in compliance with European norm EN442.

PRODUCT CERTIFICATES



P. max: 8 bar

T. max: 110° C


Available for central heating systems

Connections: n° 2 x G 1/2" - n° 1 x G 1/2"


AWARD

GOLD VILLA
AWARD

LOLA[®] DECOR X03



LOLA[®] DECOR X04



ACCESSORIES



Elegant square polished manual valve kit

Copper connection \varnothing 12/14/15
Art. Nr. 5991990301084

Multilayer connection \varnothing 16 x2
Art. Nr. 5991990301083



Elegant reverse manual polished valve kit

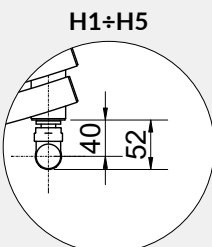
Copper connection \varnothing 12/14/15
Art. Nr. 5991990301082

Multilayer connection \varnothing 16 x2
Art. Nr. 5991990301081

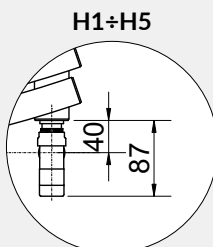


Kit 2 hooks polished stainless steel

Art. Nr. 5991990010223



Measures for Elegant square manual valve

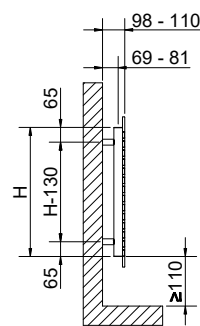
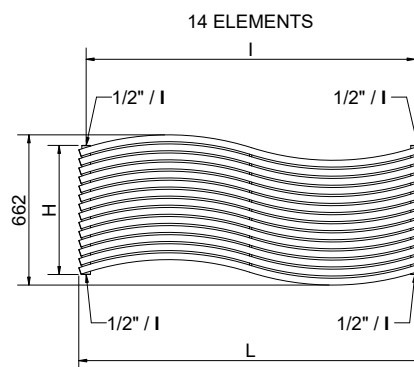
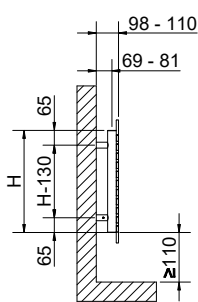
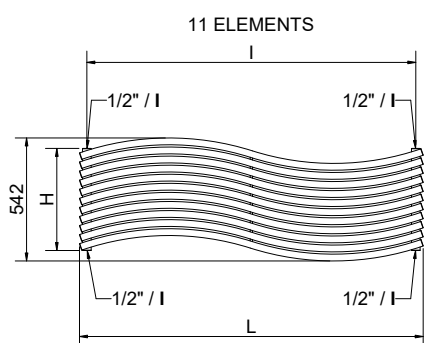
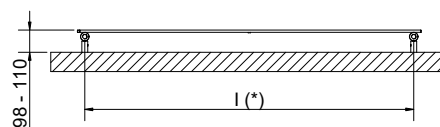
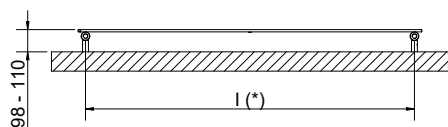
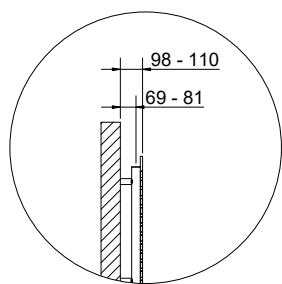


Measures for Elegant reverse manual valve



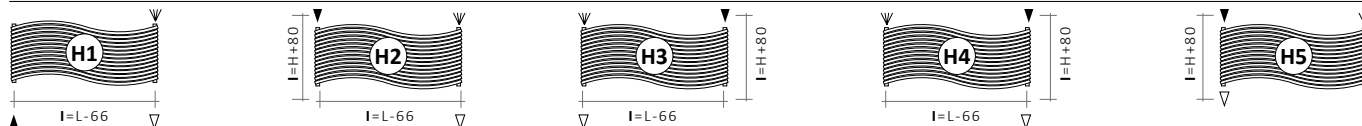
Pipe covering kit for polished valves

Art. Nr. 5103000000044



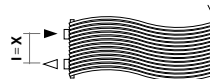
(*) The fixing kit has the same pipe centre (I) as the radiator

Standard connections



Special connection

Indicate the pipe centres X



Always specify the kind of connection needed when ordering (from H1 to H7).

Legend = ► In ▷ Out ◀ Airvent H Height I Pipe Centres L Width □ Connection

LOLA® DECOR HORIZONTAL

Variant	Height H [mm]	Width L [mm]	Pipe Centres I [mm]	DECOR X03		DECOR X04		Dry Weight [Kg]	Surface [m ²]	Water Content [lt]	Thermal output Watt		Exponent n
				Art. Nr.	Art. Nr.	Δt = 50°C	Δt = 30°C						
H1	450	1516	1450	3551740000006	3551740130140	15,5	1,45	4,1	507	264	1,2746		
	570	1516	1450	3551740000007	3551740130141	19,0	1,84	5,1	645	334	1,2878		
H2	450	1516	-	3551740000072	3551740130142	15,5	1,45	4,1	507	264	1,2746		
	570	1516	-	3551740000073	3551740130143	19,0	1,84	5,1	645	334	1,2878		
H3	450	1516	-	3551740000112	3551740130144	15,5	1,45	4,1	507	264	1,2746		
	570	1516	-	3551740000102	3551740130145	19,0	1,84	5,1	645	334	1,2878		
H4	450	1516	530	3551740000066	3551740130146	15,5	1,45	4,1	507	264	1,2746		
	570	1516	650	3551740000059	3551740130147	19,0	1,84	5,1	645	334	1,2878		
H5	450	1516	530	3551740000083	3551740130148	15,5	1,45	4,1	507	264	1,2746		
	570	1516	650	3551740000078	3551740130149	19,0	1,84	5,1	645	334	1,2878		
H6	450	1516	390	3551740000074	3551740130150	15,5	1,45	4,1	507	264	1,2746		
	570	1516	510	3551740000098	3551740130151	19,0	1,84	5,1	645	334	1,2878		
H7	450	1516	390	3551740000089	3551740130152	15,5	1,45	4,1	507	264	1,2746		
	570	1516	510	3551740000113	3551740130153	19,0	1,84	5,1	645	334	1,2878		

For output at different Δt than 50°C, please refer to the following formula = desired output = output at Δt 50°C x (desired Δt/50)ⁿ