



FRAME INOX DECOR X03 PLUS VERTICAL

artwork **Mariano Moroni**

5 YEARS WARRANTY

MATERIAL:

Horizontal collector in painted carbon steel with \varnothing of 30 mm
 Heating elements in painted carbon steel
 Heating plate in stainless steel with satin décor on polished background

FIXING KIT:

Brackets, airvent, hexagonal tool, plugs and screws for mounting suitable for use on compact or hollow brick, installation notice.

PACKAGING:

The radiator is protected by a film in polyethylene and with a carton box. Use and maintenance notice included.

FEATURES:

Heating plate is totally made in stainless steel with an unalterable finishing. Brightness guaranteed during the years.

PRODUCT CERTIFICATES



P. max: 5 bar

T. max: 110° C

Available for central heating systems

Connections: n° 2 x G 1/2" - n° 1 G 1/8"

HOW TO ORDER THE VERTICAL FRAME INOX PLUS DECOR X03 RADIATORS

ARTICLE CODE STRUCTURE

Radiator model	Radiator dimensions	Article code of the connection	Article code of the colour/finish	Constant value
AAAA	BBB CC	DDD	EEE	B

Example

Radiator model	Radiator dimensions	Article code of the connection	Article code of the finish	Constant value
FRPL	464 18	V09	X03	B

EXAMPLE OF ARTICLE CODE CREATION

In case of a Frame INOX DECOR X03 PLUS VT 464x1822 mm radiator, with V09 connection.

The article code will be:

FRPL 464 18 V09 X03 B

ACCESSORIES



Elegant square manual polished valve kit

Copper connection \varnothing 12/14/15
 Art. Nr. 5991990301084

Multilayer connection \varnothing 16 x2
 Art. Nr. 5991990301083



Elegant square polished valve kit pipe centres 50 mm with thermostatic head - right

Copper connection \varnothing 12/14/15
 Art. Nr. 5991990301076

Multilayer connection \varnothing 16 x2
 Art. Nr. 5991990301075



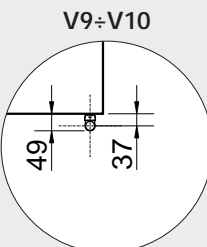
Straight hanger polished for models

L. 352 (L= 404 mm)
 Art. Nr. 5991990300187

L. 464 (L= 516 mm)
 Art. Nr. 5991990300183

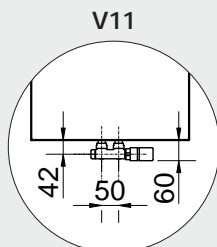
L. 576 (L= 628 mm)
 Art. Nr. 5991990300184

L. 688 (L= 740 mm)
 Art. Nr. 5991990300188



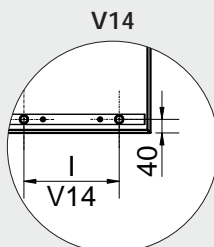
V9÷V10

Measures for Elegant square manual valve



V11

Measures for valves type Cordivari Elegant Square with thermostatic head and pipe centres 50 mm



V14

Measurements for wall-fit thermostatic valve (see Pipe Centers V14 column)



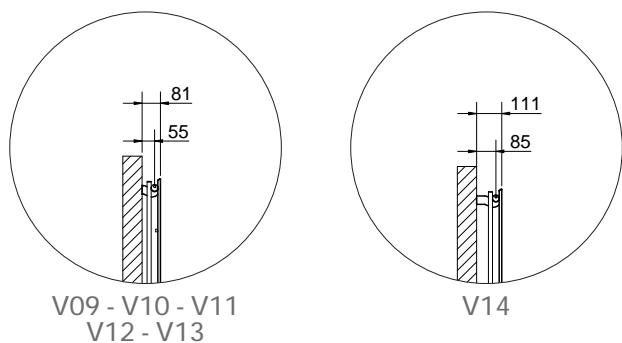
Kit 3 straight hanger polished for models

L. 352 (L= 404 mm)
 Art. Nr. 5991990300189

L. 464 (L= 516 mm)
 Art. Nr. 5991990300185

L. 576 (L= 628 mm)
 Art. Nr. 5991990300186

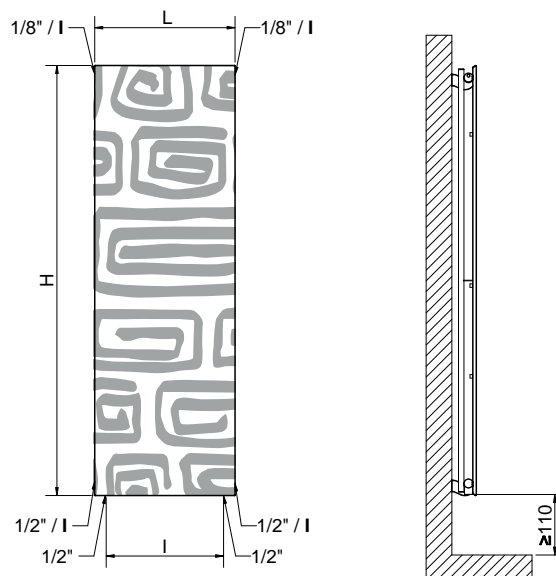
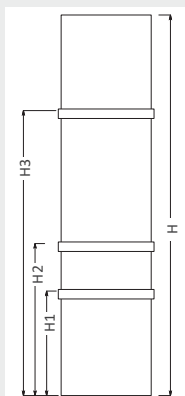
L. 688 (L= 740 mm)
 Art. Nr. 5991990300190

V09 - V10 - V11
V12 - V13

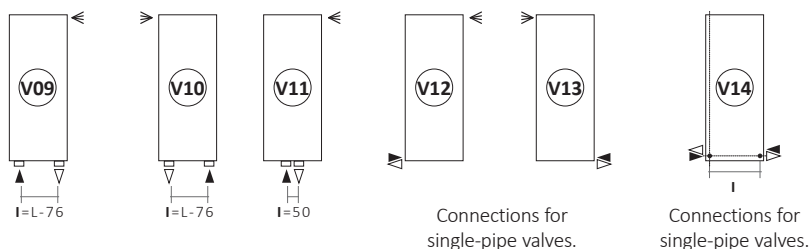
V14

POSITIONING OF
TOWEL BAR (ACCESSORIES)

H	H1	H2	H3
[mm]			
1022	300	500	800
1222	400	600	1000
1422	400	700	1200
1622	500	800	1300
1822	500	800	1400
2022	500	800	1500



Standard connections

Connections for
single-pipe valves.Connections for
single-pipe valves.

Always specify the kind of connection needed when ordering (V09- V10- V11- V12- V13- V14).

Legend =

▶ In ▷ Out ◁ Airvent
 I Pipe Centres L Width □ Connection

FRAME INOX DECOR X03 PLUS VERTICAL

DDD: replace with the type of connection.

Art. Nr.	Height	Width	Pipe Centres (V09- V10)	Pipe Centres (V14)	Dry Weight [Kg]	Surface [m ²]	Water Content [lt]	Thermal output Watt		Exponent n
	H [mm]	L [mm]	I [mm]	I [mm]				Δt = 50°C	Δt = 30°C	
FRPL 352 10 DDD X03 B	1022	352	276	168	14,3	1,35	4,5	580	296	1,3152
FRPL 464 10 DDD X03 B		464	388	280	20,2	1,84	6,3	790	404	1,3152
FRPL 576 10 DDD X03 B		576	500	392	25,0	2,32	7,8	999	510	1,3152
FRPL 688 10 DDD X03 B		688	612	504	28,6	2,81	9,0	1209	618	1,3152
FRPL 352 12 DDD X03 B	1222	352	276	168	17,1	1,61	5,3	691	353	1,31355
FRPL 464 12 DDD X03 B		464	388	280	24,1	2,19	7,5	940	481	1,31355
FRPL 576 12 DDD X03 B		576	500	392	29,8	2,77	9,3	1190	608	1,31355
FRPL 688 12 DDD X03 B		688	612	504	34,2	3,35	10,7	1439	736	1,31355
FRPL 352 14 DDD X03 B	1422	352	276	168	19,9	1,86	6,2	801	415	1,2867
FRPL 464 14 DDD X03 B		464	388	280	28,0	2,54	8,8	1091	565	1,2867
FRPL 576 14 DDD X03 B		576	500	392	34,7	3,21	10,8	1381	716	1,2867
FRPL 688 14 DDD X03 B		688	612	504	39,7	3,88	12,4	1670	865	1,2867
FRPL 352 16 DDD X03 B	1622	352	276	168	23,9	2,17	7,5	930	476	1,3117
FRPL 464 16 DDD X03 B		464	388	280	31,9	2,89	10,0	1241	635	1,3117
FRPL 576 16 DDD X03 B		576	500	392	39,8	3,61	12,5	1551	794	1,3117
FRPL 352 18 DDD X03 B	1822	352	276	168	25,4	2,38	7,9	1022	523	1,3105
FRPL 464 18 DDD X03 B		464	388	280	35,7	3,24	11,2	1455	745	1,3105
FRPL 576 18 DDD X03 B		576	500	392	45,1	4,10	13,7	1819	931	1,3105
FRPL 688 18 DDD X03 B		688	612	504	50,8	4,96	15,9	2132	1092	1,3105
FRPL 352 20 DDD X03 B	2022	352	276	168	28,2	2,63	8,8	1133	580	1,3093
FRPL 464 20 DDD X03 B		464	388	280	39,5	3,59	12,3	1568	803	1,3093
FRPL 576 20 DDD X03 B		576	500	392	49,9	4,54	15,0	1960	1004	1,3093
FRPL 688 20 DDD X03 B		688	612	504	56,4	5,49	17,6	2363	1211	1,3093

For output at different Δt than 50°C, please refer to the following formula = desired output = output at Δt 50°C x (desired Δt/50)ⁿ



FRAME INOX DECOR X04 PLUS VERTICAL

artwork **Mariano Moroni**

5 YEARS WARRANTY

MATERIAL:

Horizontal collector in painted carbon steel with \varnothing of 30 mm
 Heating elements in painted carbon steel
 Heating plate in stainless steel with satin décor on polished background

FIXING KIT:

Brackets, airvent, hexagonal tool, plugs and screws for mounting suitable for use on compact or hollow brick, installation notice.

PACKAGING:

The radiator is protected by a film in polyethylene and with a carton box. Use and maintenance notice included.

FEATURES:

Heating plate is totally made in stainless steel with an unalterable finishing. Brightness guaranteed during the years.

PRODUCT CERTIFICATES



P. max: 5 bar

T. max: 110° C

Available for central heating systems

Connections: n° 2 x G 1/2" - n° 1 G 1/8"

HOW TO ORDER THE VERTICAL FRAME INOX PLUS DECOR X04 RADIATORS

ARTICLE CODE STRUCTURE

Radiator model	Radiator dimensions	Article code of the connection	Article code of the colour/finish	Constant value
AAAA	BBB CC	DDD	EEE	B

Example

Radiator model	Radiator dimensions	Article code of the connection	Article code of the finish	Constant value
Example: Frame radiator Plus	Example: mm 464x1822	Example: connection V09	Example: Inox Decor	
FRPL	464 18	V09	X04	B

EXAMPLE OF ARTICLE CODE CREATION

In case of a FRAME INOX PLUS DECOR VT 464x1822 mm radiator, with V09 connection.

The article code will be:

FRPL 464 18 V09 X04 B

ACCESSORIES



Elegant square manual polished valve kit

Copper connection \varnothing 12/14/15
 Art. Nr. 5991990301084

Multilayer connection \varnothing 16 x2
 Art. Nr. 5991990301083



Elegant square polished valve kit pipe centres 50 mm with thermostatic head - right

Copper connection \varnothing 12/14/15
 Art. Nr. 5991990301076

Multilayer connection \varnothing 16 x2
 Art. Nr. 5991990301075



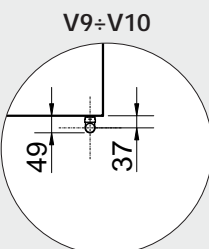
Straight hanger polished for models

L. 352 (L= 404 mm)
 Art. Nr. 5991990300187

L. 464 (L= 516 mm)
 Art. Nr. 5991990300183

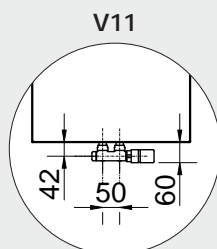
L. 576 (L= 628 mm)
 Art. Nr. 5991990300184

L. 688 (L= 740 mm)
 Art. Nr. 5991990300188



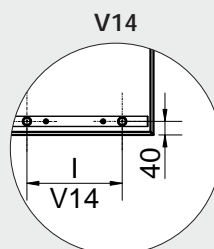
V9÷V10

Measures for Elegant square manual valve



V11

Measures for valves type Cordivari Elegant Square with thermostatic head and pipe centres 50 mm



V14

Measurements for wall-fit thermostatic valve (see Pipe Centers V14 column)



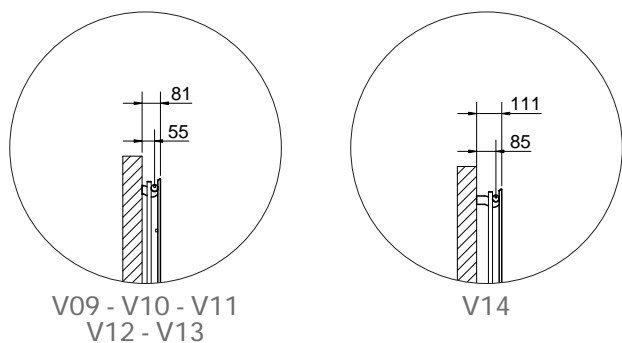
Kit 3 straight hanger polished for models

L. 352 (L= 404 mm)
 Art. Nr. 5991990300189

L. 464 (L= 516 mm)
 Art. Nr. 5991990300185

L. 576 (L= 628 mm)
 Art. Nr. 5991990300186

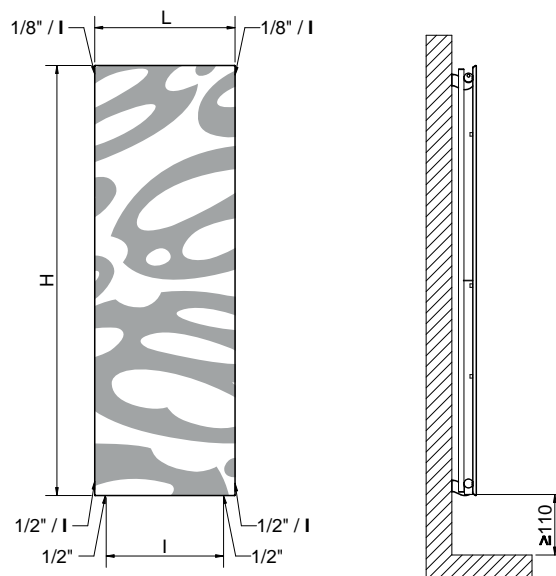
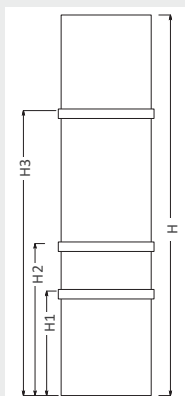
L. 688 (L= 740 mm)
 Art. Nr. 5991990300190

V09 - V10 - V11
V12 - V13

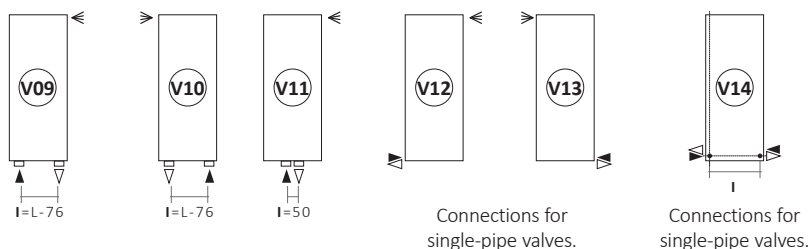
V14

POSITIONING OF
TOWEL BAR (ACCESSORIES)

H	H1	H2	H3
[mm]			
1022	300	500	800
1222	400	600	1000
1422	400	700	1200
1622	500	800	1300
1822	500	800	1400
2022	500	800	1500



Standard connections

Connections for
single-pipe valves.Connections for
single-pipe valves.

Always specify the kind of connection needed when ordering (V09- V10- V11- V12- V13- V14).

Legend =

▶ In ▷ Out ◁ Airvent
 I Pipe Centres L Width □ Connection

FRAME INOX DECOR X04 PLUS VERTICAL

DDD: replace with the type of connection.

Art. Nr.	Height	Width	Pipe Centres (V09- V10)	Pipe Centres (V14)	Dry Weight [Kg]	Surface [m ²]	Water Content [lt]	Thermal output Watt		Exponent n
	H [mm]	L [mm]	I [mm]	I [mm]				Δt = 50°C	Δt = 30°C	
FRPL 352 10 DDD X04 B	1022	352	276	168	14,3	1,35	4,5	580	296	1,3152
FRPL 464 10 DDD X04 B		464	388	280	20,2	1,84	6,3	790	404	1,3152
FRPL 576 10 DDD X04 B		576	500	392	25,0	2,32	7,8	999	510	1,3152
FRPL 688 10 DDD X04 B		688	612	504	28,6	2,81	9,0	1209	618	1,3152
FRPL 352 12 DDD X04 B	1222	352	276	168	17,1	1,61	5,3	691	353	1,31355
FRPL 464 12 DDD X04 B		464	388	280	24,1	2,19	7,5	940	481	1,31355
FRPL 576 12 DDD X04 B		576	500	392	29,8	2,77	9,3	1190	608	1,31355
FRPL 688 12 DDD X04 B		688	612	504	34,2	3,35	10,7	1439	736	1,31355
FRPL 352 14 DDD X04 B	1422	352	276	168	19,9	1,86	6,2	801	415	1,2867
FRPL 464 14 DDD X04 B		464	388	280	28,0	2,54	8,8	1091	565	1,2867
FRPL 576 14 DDD X04 B		576	500	392	34,7	3,21	10,8	1381	716	1,2867
FRPL 688 14 DDD X04 B		688	612	504	39,7	3,88	12,4	1670	865	1,2867
FRPL 352 16 DDD X04 B	1622	352	276	168	23,9	2,17	7,5	930	476	1,3117
FRPL 464 16 DDD X04 B		464	388	280	31,9	2,89	10,0	1241	635	1,3117
FRPL 576 16 DDD X04 B		576	500	392	39,8	3,61	12,5	1551	794	1,3117
FRPL 352 18 DDD X04 B	1822	352	276	168	25,4	2,38	7,9	1022	523	1,3105
FRPL 464 18 DDD X04 B		464	388	280	35,7	3,24	11,2	1455	745	1,3105
FRPL 576 18 DDD X04 B		576	500	392	45,1	4,10	13,7	1819	931	1,3105
FRPL 688 18 DDD X04 B		688	612	504	50,8	4,96	15,9	2132	1092	1,3105
FRPL 352 20 DDD X04 B	2022	352	276	168	28,2	2,63	8,8	1133	580	1,3093
FRPL 464 20 DDD X04 B		464	388	280	39,5	3,59	12,3	1568	803	1,3093
FRPL 576 20 DDD X04 B		576	500	392	49,9	4,54	15,0	1960	1004	1,3093
FRPL 688 20 DDD X04 B		688	612	504	56,4	5,49	17,6	2363	1211	1,3093

For output at different Δt than 50°C, please refer to the following formula = desired output = output at Δt 50°C x (desired Δt/50)ⁿ