



FRAME[®] INOX ELECTRIC



EUROPEAN WARRANTY

MATERIAL:

Horizontal collector in painted mild steel with \varnothing of 30 mm
Heating elements in painted mild steel
Heating plate in polished stainless steel
Glycolate water

FIXING KIT:

Brackets, hexagonal tool, plugs and screws suitable for use on compact or hollow brick, installation notice.
The fixing kit is compliant with VDI 6036 norm, class 4.

PACKAGING:

The radiator is protected by a film in polyethylene and with a carton box.
Use and maintenance notice included.

FEATURES:

Heating plate is totally made in stainless steel with an unalterable finishing.
Brightness guaranteed during the years.

PRODUCT CERTIFICATES



Electrical resistors: CLASS 1

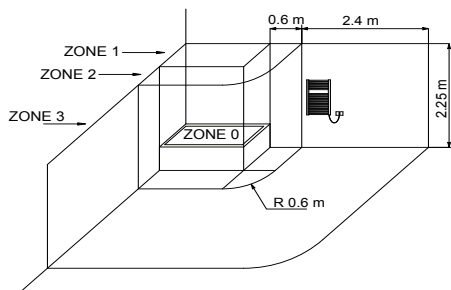
Minimum class protection: IP 44

Seasonal energy efficiency η_s : $\geq 38\%$

Wire Length: 1200 mm with Schuko plug

Electrical only: with digital thermostat and remote control

HOW TO PLACE ELECTRIC RADIATORS



The national rules on installing electrical equipment in the bathroom must be scrupulously respected. The electric radiators must be always installed outside zone 1 and 2. In particular the electric switch and control elements must be mandatorily located in zone 3, in order that no electrical control center is accessible to anyone using the shower or bath.



All Cordivari electric radiators are in line with the new European regulation UE 2015/1188. The new regulation imposes a seasonal energy efficiency of electrical appliances for ambient heating with a nominal thermal output over 250 W and not less than 38%.

The seasonal energy efficiency of ambient heating (η_s) is expressed with the ratio between the demand of ambient heating supplied by a heating appliance and the annual energy consumption required to meet this demand, expressed as percentage. The Cordivari ErP is in line with the new Ecodesign directives, which are characterized by a great efficiency combined with the maximum attention to energy saving. In particular the radiators are at least equipped with: electronic temperature control; open window sensor; weekly program timer.

Thanks to the new fully programmable digital thermostats and sensors present on the radiators, now the new Cordivari ErP electric radiators, heat, efficiency and energy saving are the best allies of your comfort.

INCLUDED



Remote control for top digital thermostat

MAIN FEATURES AND FUNCTIONS:

CRONO: function of chrono-thermostat with daily or weekly programming with two temperature levels (Comfort/Eco)
COMFORT: Possibility of setting your own desired temperature for time slot for higher comfort
ECO: Possibility of keeping the temperature constant with lower power consumption. Useful for energy saving when the room is not occupied.
ANTI-FREEZE: Useful if the room is not used for long periods
TIMER/BOOST: Useful to heat rapidly the room and dry towels thanks to 2h of forced march at max. Power.
CHILD SAFETY LOCK: special purpose lock of the display panel so to avoid any accidental alteration
REMOTE CONTROL: The digital thermostat is equipped with an infrared remote control, useful to manage all the aforementioned functions.

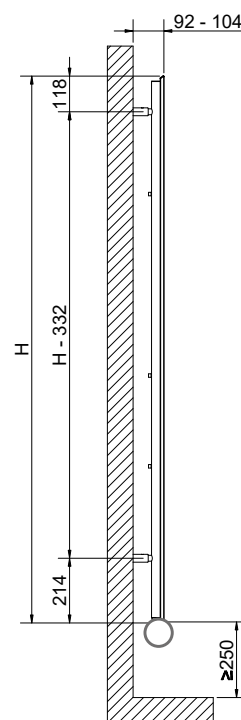
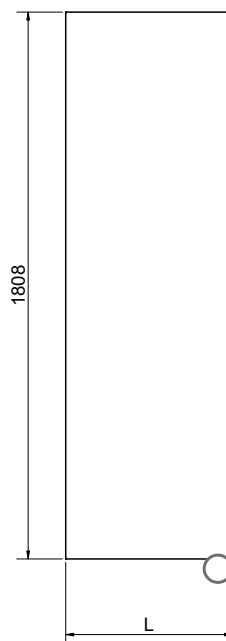
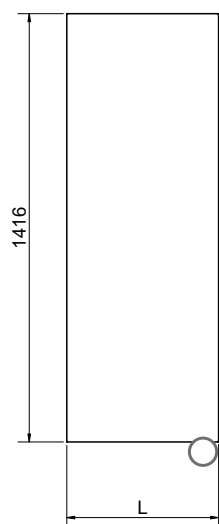
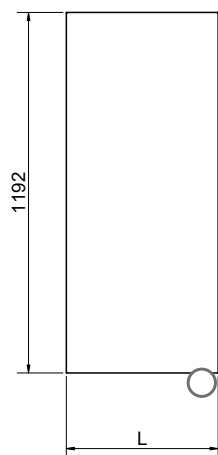
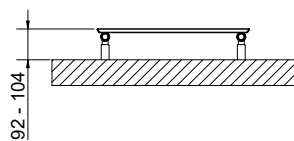
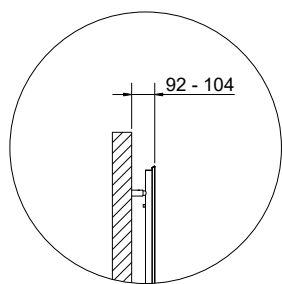
ACCESSORIES



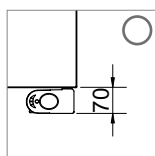
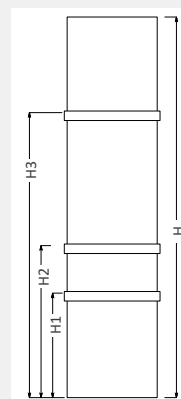
TOWEL BAR POLISHED FOR MODELS FRAME ELECTRIC - FRAME BLOWER

L. 502 (L= 560 mm)
Art. Nr. 5991990300191

L. 552 (L= 610 mm)
Art. Nr. 5991990300192

POSITIONING OF
TOWEL BAR (ACCESSORIES)

H	H1	H2	H3
[mm]			
1192	430	630	1030
1416	430	730	1230
1808	530	830	1230



TOP DIGITAL THERMOSTAT

The general footprint has to be calculated considering the thermostat height.

FRAME INOX ELECTRIC

Art. Nr.	Height	Width	Thermal output	Weight
	H [mm]	L [mm]	Watt	[Kg]
KIT - DIGITAL THERMOSTAT				
3605550400001	1192	502	700	23
3605550400002	1416	502	900	26
3605550400003	1416	552	1000	29
3605550400004	1808	552	1200	37